



District Report Card: 2017


State: Tamil Nadu	District: Ramanathapuram
Class: 5	Subject: Language
Schools: 58	Students: 821


Participation/Coverage


Students

<div>GENDER</div> <div></div>	Boys				Girls			
	Number		%		Number		%	
	416		50.67		405		49.33	

<div>AREA</div> <div></div>	Rural				Urban			
	Number		%		Number		%	
	631		76.86		190		23.14	

<div>CATEGORY</div> <div></div>	SC		ST		OBC		GEN	
	Number	%	Number	%	Number	%	Number	%
	186	22.66	0	0.00	613	74.67	22	2.68

<div>CWSN</div> <div></div>	LD	VI	HI	S&LD	ID	Oth
	3	0	1	0	2	1

<div>Management</div> <div></div>	Government			Government-aided		
	Number		%	Number		%
	456		55.54	365		44.46

Average Performance of Students in Language (%)

Overall	Gender		Area		Management		Social Group			
	Male	Female	Rural	Urban	Govt.	Aided	SC	ST	OBC	GEN
61.09	60.56	61.63	60.50	63.05	58.74	64.02	52.54	0.00	63.57	64.24

Performance on Learning Outcomes (LOs)

Learning Outcomes	Description	Average Performance(%)
L504	Reads and comprehends independently storybooks, news items/ headlines, advertisements etc.	61.05
L508	Reads text with comprehension, locates details and sequence of events	61.11

Range of Performance of Students who Answered Correctly							
Below 30%		30% - 50%		50% - 75%		Above 75%	
Number	%	Number	%	Number	%	Number	%
98	11.94	190	23.14	262	31.91	271	33.01

Lowest Performing Learning Outcomes (LOs)

- 1 - Reads and comprehends independently storybooks, news items/ headlines, advertisements etc. (61.05)
- 2 - Reads text with comprehension, locates details and sequence of events (61.11)